

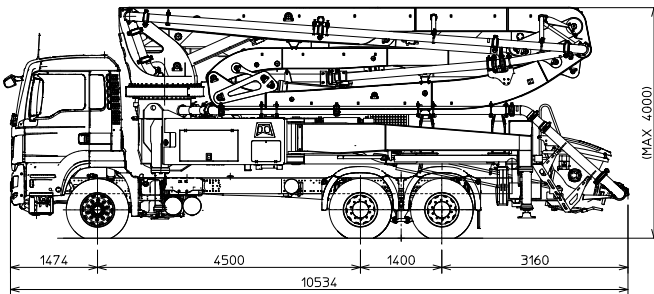
K40H

TRUCK-MOUNTED CONCRETE BOOM PUMP

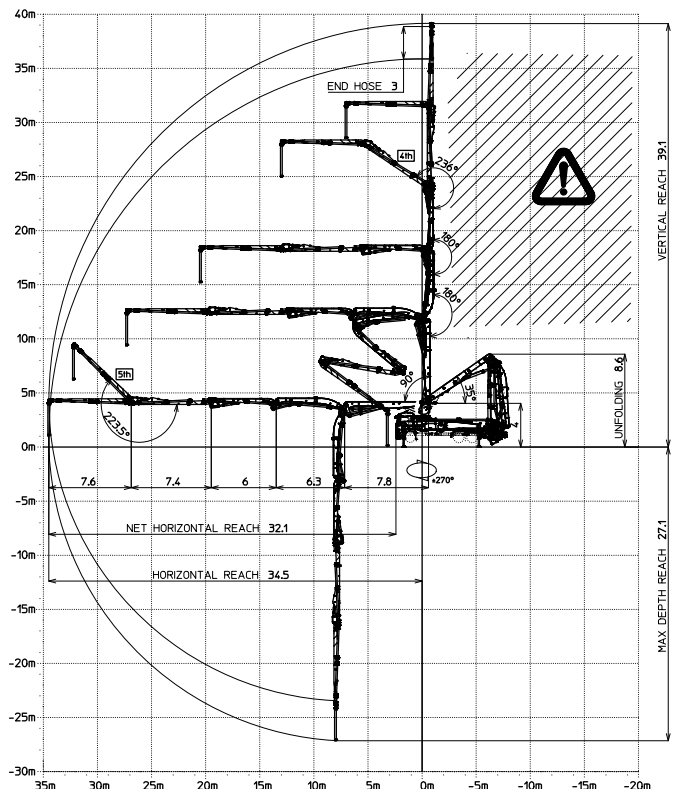
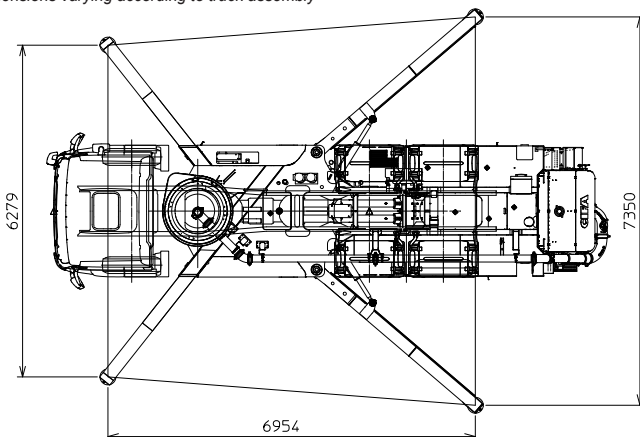
Placing boom	B5RZ 40/36
Pumping unit	HP1608EC
Driven by	PTO or gear box
Chassis	3 - 4 axles



Dimensions



Dimensions varying according to truck assembly



K40H

Standard equipment

- Placing boom B5HRZ 40/36, 5 sections, "RZ" folding system
- 4th and 5th boom sections made of light and resistant CIFA CARBOTECH composite material. 1st, 2nd and 3rd sections made of high strength steel
- Advantageous assembling on standard 3 axles chassis
- Fully hydraulic outrigger controls on both sides of the truck
- Front "X" style diagonal outriggers with single telescopic opening and swing-out rear outriggers for a quick and easy set-up also in narrow areas
- "Load Sensing" proportional boom control
- "BFC" Best-Flex Cifa supporting system allowing just one man to change delivery pipeline easily, quickly and safe
- Concrete flow rate regulator
- Safety device on opening inspection hatch
- Pumping unit with closed loop HP1608EC
- Project conforms to Directive Machinery 2006/42/CE
- 2 Proportional radio control Hetronic with two boom movement speed, synthesizer for automatic frequency search, 8 position joy stick and concrete flow rate regulator. 20 mt cable
- Double thickness concrete pipes, in high resistant steel and insert carbide chrome - CIFA Long Life Pipes
- Emergency control pad for pumping unit
- Remote controlled electric vibrator placed on the concrete hopper grid
- Centralized lubrication system for pumping unit
- Automatic oil lubrication system for pumping pistons
- Additional manual lubrication system for pumping pistons
- Hard plastic outrigger support plates with relative housing
- Rear light on hopper
- Level readers for stabilization control
- Accessories for cleaning and pipes washing
- Fiber glass hopper covering
- Medium pressure water pump (50l/50bar)
- Emergency pumping unit kit

Control system

- Smartronic Gold
 - intergrated color LCD
 - counters
 - pumping unit management
 - diagnostic
 - capsense rear panel
 - ASC (Advanced Stability Control)

Main Options

- High pressure water pump 28l / 120 bar
- Air compressor for pipeline cleaning
- Centralized lubrication system for placing boom
- Air pipeline for placing boom
- Separated emergency engine kit for independent control of the concrete pumping unit, boom and water pump
- Concrete shut-off valve
- Rear camera for easy manoeuvring
- Double thickness boom straight pipes, in high resistant steel and insert carbide chrome - CIFA LLT Long Life Top
- Proportional radio control with display

TRUCK-MOUNTED CONCRETE BOOM PUMP

Placing boom	B5RZ 40/36
Pumping unit	HP1608EC
Driven by	PTO or gear box
Chassis	3 - 4 axles

Pumping unit technical data

Model	HP1608EC	
Maximum theoretical output	<i>m³/h</i>	160
Maximum pressure on concrete	<i>bar</i>	80
Maximum number of cycles per min.	<i>nr.</i>	31
Conc. cylinders (diam. x stroke)	<i>mm</i>	230x2100
Concrete hopper capacity	<i>l</i>	550
Hydraulic circuit		closed

Placing boom technical data

Model	B5HRZ 40/36	
Pipeline diameter	<i>mm</i>	125
Maximum vertical reach	<i>m</i>	39,1
Maximum horizontal distance (from center of slewing axis)	<i>m</i>	34,5
Minimum unfolding height	<i>m</i>	8,6
Section numbers		5
1st section opening angle		90°
2nd section opening angle		180°
3rd section opening angle		180°
4th section opening angle		236°
5th section opening angle		223°
Rotating angle		+/-270°
End hose length	<i>m</i>	3

Technical data and characteristics subject to modifications without notice